


Hills Adda™ Garden 320
Instant Garden Bed
Product Manual



Congratulations

Congratulations on the purchase of your **Hills Adda Garden 320** Instant Garden Bed and thank you for choosing Hills.

The Hills Instant Garden Bed is easy to assemble using everyday tools. Assembly generally takes about 15 minutes.



This product was designed and developed only to be used as an instant garden bed for growing plants, vegetables, herbs and flowers. It is not for use by children as a sand pit, playpen or wading pool.

Assembly

1. Choose a suitable location for your Hills Instant Garden Bed. Refer to the Handy Hints booklet to help you choose a location.
2. Measure the area to ensure you have room to place your Instant Garden Bed. You will need minimum free space of 1.2m long x 0.9m wide.
3. Assemble the corners to the side and end panels, as per the product image on page 3 and the important points below.



Due to the nature of the materials used (corrugated sheeting and pressed metal), take care when handling as sharp edges may be present. Use garden gloves.

Ensure: Correct orientation of the corners (Hills logo up).

Ensure: The top edges of the panels are facing outwards and fit into the corner as shown (**Fig. 1**).

Ensure: Correct orientation of all fasteners (nuts on the inside).



Do not over tighten the fasteners. Due to the 'springy' nature of the corrugated profile, we suggest you need to only tighten the fasteners until approximately two threads have passed through the nut.

4. Position your Instant Garden Bed exactly where you want it, as it will be difficult to move when full of soil.



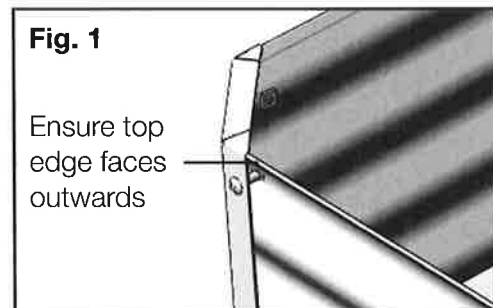
Note: You may wish to secure your Hills Instant Garden Bed using steel pegs (not supplied). Holes have been included in the bottom edge of the corners.

5. Place all cardboard packaging in the base of your Hills Instant Garden Bed. This will form a guard to inhibit weeds growing in your Instant Garden Bed.
6. Now fill with dirt, soil, compost etc, and start planting!

Refer to the Handy Hints booklet for planting suggestions.



Refer to instructions from manufacturer of bagged soil for safety guidelines.



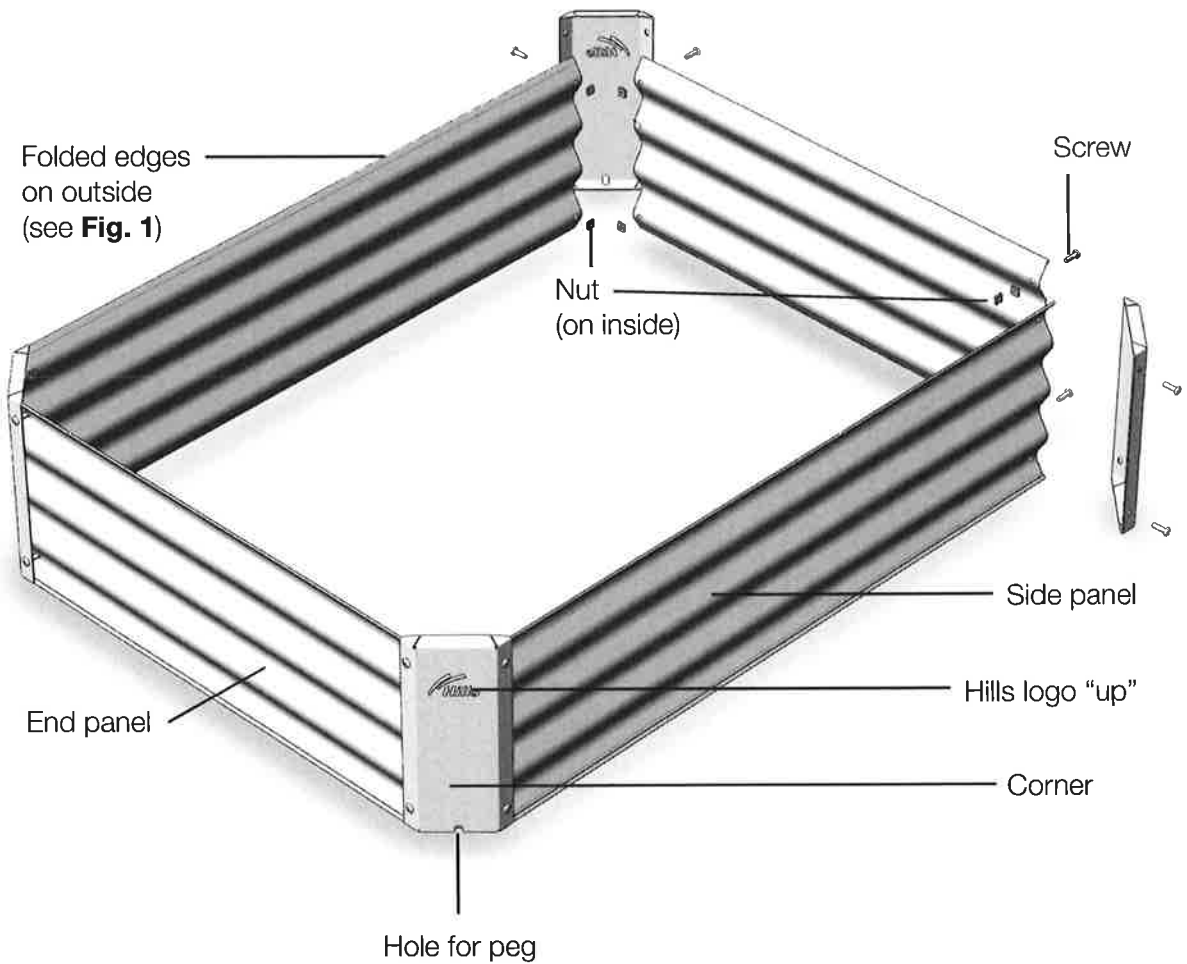
You will need

- Screwdriver
- 12 x 25 litre bags of garden loam
- Seedlings of your choice

Carton Contents

Part Name	Qty.
Corner	4
Side Panel	2
End Panel	2
Screws	16
Nuts	16

Assembly



Hills Warranty

1. Hills provides consumers with the following warranty in relation to this Product, in addition to complying with the requirements of any relevant legislation, including the Competition and Consumer Act 2010 (Cth) in Australia and the Consumer Guarantees Act 1993 in New Zealand (the **Acts**), except where a New Zealand consumer acquires the relevant Product for the purposes of a business.
2. In this warranty, we have used the following definitions:
 - (a) **Hills, our or we** means Hills Holdings Limited (ABN 35 007 573 417) of 159 Port Road Hindmarsh South Australia 5007;
 - (b) **Products** means the following goods manufactured by Hills (including products manufactured for Hills by its contract manufacturers): **Hills Adda Garden 320 Instant Garden Bed;**
 - (c) **Material** means a material or component used by Hills in the manufacture of the Products;
 - (d) **Warranty Period** means 3 years from the date of purchase of the relevant Product. If the Product or part (as the case may be) is repaired or replaced, there will be no extension to the original warranty period; and
 - (e) **Workmanship** means the handling, assembly and manufacturing processes performed by or on behalf of Hills in order to manufacture the Products.
3. Hills warrants that for the duration of the Warranty Period, all Products will be free of faults arising from defects in Workmanship or Materials, on the terms and conditions set out in this warranty.
4. Hills undertakes that if during the Warranty Period any Product, or any part of a Product, has failed to operate correctly due to faulty Workmanship or defective Material, it will repair or replace the Product or part (as the case may be) free of charge provided that the following procedure is met:
 - (a) The consumer must contact Hills upon becoming aware of any defect to a Product. The contact details for Hills are set out in this warranty and under the heading "Hills Contacts".
 - (b) Following consultation with Hills, Hills will determine whether there is a defect, and if so Hills agrees to (at Hills' option):
 - i. in the case of goods – repair, replace or supply equivalent goods, or pay the cost of any of those remedies to the consumer; or
 - ii. in the case of services – supply the services again or pay the cost of having the services supplied again.
 - (c) If Hills requests the return of the applicable Product or part, Hills will be responsible for the collection and freight costs of returning that Product or part. The consumer agrees to assist Hills with any reasonable request to enable Hills to collect such Product or part.
 - (d) Hills also agrees to be responsible for the freight costs to deliver any new Product or replacement part to the consumer.

5. This warranty is in addition to any non-excludable legal rights or remedies conferred on the consumer under any applicable Act and any similar laws. To the extent permitted by law, Hills' liability for any non-excludable condition or warranty is limited to rectifying any defect at its option, as set out in paragraph 4(b).
6. Subject to the requirements of any applicable Act or legislation and to the extent permitted by law, no liability (whether expressed or implied) of any nature whatsoever, is accepted by Hills for any consequential loss, damage or injury arising as a result of any fault in the Products.
7. This warranty does not extend to damage to Products which occurs during transit or transportation, or which is caused by any abuse, accident or improper installation, connection, use, adjustment or repair or use of goods otherwise than in accordance with instructions issued by Hills.
8. The warranty on Products is waived if any addition or attachment to the Products do not have Hills' specific approval or are not sold as Hills products. The Products are designed to perform specific tasks under established test loads and unauthorised attachments may produce stresses for which the design is not appropriate.
9. The following applies to consumers who purchased a relevant Product in Australia:

Our goods come with guarantees that cannot be excluded under the Australian Consumer Law. You are entitled to a replacement or refund for a major failure and compensation for any other reasonably foreseeable loss or damage. You are also entitled to have the goods repaired or replaced if the goods fail to be of acceptable quality and the failure does not amount to a major failure.

Hills Contacts

We are committed to providing you with complete customer satisfaction. If you have any questions or comments about our products or services please contact your nearest customer service centre during their local business hours:

Australia

1300 300 564
info@hills.com.au

New Zealand

09 262 3052
sales@hills.co.nz

United States

877 534 1371 (Eastern)
gsutterlin@verizon.net

Europe

+44 (0) 118 973 8971 (UK)
enquiries@greenergardensolutions.co.uk

South Africa

021 442 1540
info@stingray.co.za

Hills Websites

www.hills.com.au
Hills Branded Products

www.hillsholdings.com.au
Hills Holdings Limited